

WEEKLY COVID19 BRIEFING FOR FUCHS MIZRACHI SCHOOL, Date: 12/19/2021

Data sources: internal, CDC, Johns Hopkins COVID19 Dashboard

Fuchs Mizrachi School: Data for the week

Week	11		12		13		14		
Date beginning	November 6		November 12		November 20		November 27		
Total	Students	Staff	Students	Staff	Students	Staff	Students	Staff	
New confirmed	14	0	6	0	2	1	1	1	
New close Contact	19	0	3	0	13	0	0	0	
Symptoms / Other	0	0	2	0	0	0	0	0	
Began week In Quarantine	33	0	9	0	14	1	1	1	
Week	15		16						
Date beginning	December 6		December 13						
Total	Students	Staff	Students	Staff					
New confirmed	9	2	6	1					
New close Contact	8	0	6	0					
Symptoms / Other	3	0	2	0					
Began week In Quarantine	17	0	12	1					

FMS High School Retreat:

- FMS High School retreat took place Thurs 12/16 ➔ Sunday 12/19/2021.
- Students took rapid tests on Monday Dec 12 and Thurs Dec 16 – all were negative
- 4 students tested positive during retreat; those students and unvaccinated close contacts were sent home.
- At least 4 additional students have tested positive on rapid tests since retreat; many rapids and PCRs pending at this time

WEEKLY COVID19 BRIEFING FOR FUCHS MIZRACHI SCHOOL, Date: 12/19/2021

United States This Week: 7 day average of daily:

- Cases: 125 K (up from 118K)
- Deaths ~1,100 (even)
- testing positivity 7% (even)

WORLD COUNTRIES

UNITED STATES

OVERVIEW

JOHNS HOPKINS
UNIVERSITY OF MEDICINE

CORONAVIRUS
RESOURCE CENTER

All Time

Past Day

Past Week

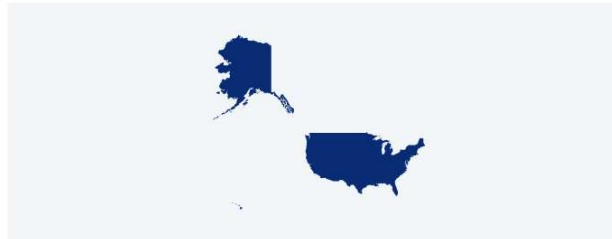
Past Month

New Cases
888,773

Record high:
1,734,775 Jan 3–Jan 9, 2021

New Deaths
9,094

Record high:
23,415 Jan 10–Jan 16, 2021

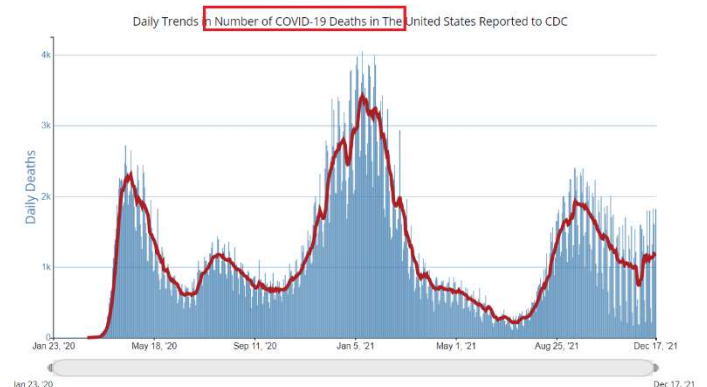
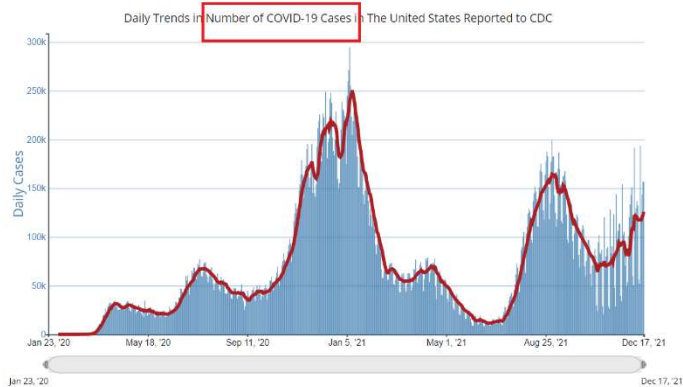


VACCINE TRACKER
[Learn more about vaccines >](#)

Doses Administered
493,632,529

People Fully Vaccinated
203,727,446

% of Population Fully
Vaccinated
62.07%



DAILY STATE-BY-STATE TESTING TRENDS

See daily changes in tests performed and positivity rates

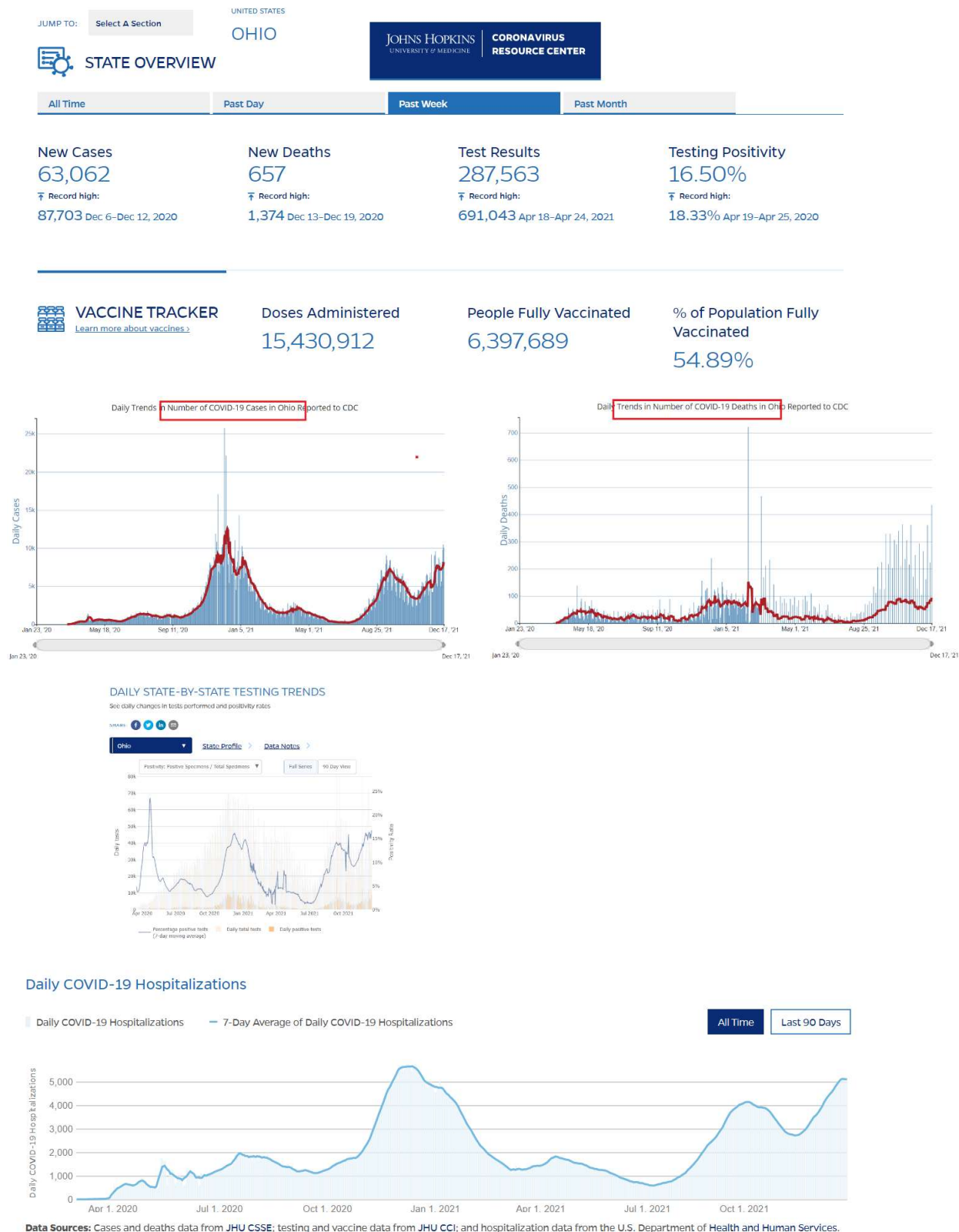
SHARE: [f](#) [t](#) [in](#) [e](#)

US [Data Notes >](#)



WEEKLY COVID19 BRIEFING FOR FUCHS MIZRACHI SCHOOL, Date: 12/19/2021

Ohio This Week: new cases remain around ~8K, testing positivity at record highs, deaths for the week have doubled from prior week, hospitalizations remain near record high



WEEKLY COVID19 BRIEFING FOR FUCHS MIZRACHI SCHOOL, Date: 12/19/2021

Cuyahoga County this week: cases, deaths continue to rise. Hospitals are full.

Cuyahoga County, Ohio

[State Health Department](#) 

7-day Metrics | [7-day Percent Change](#)

Community Transmission

● High

Everyone in **Cuyahoga County, Ohio** should wear a mask in public, indoor settings. Mask requirements might vary from place to place. Make sure you follow local laws, rules, regulations or guidance.

[How is community transmission calculated?](#)

December 19, 2021

Cases	12,278
Case Rate per 100k	994.11
% Positivity	23.85%
Deaths	39
% of population ≥ 5 years of age fully vaccinated	64.2%
New Hospital Admissions	602



Centers for Disease Control and Prevention
CDC 24/7: Saving Lives, Protecting People™

COVID Data Tracker

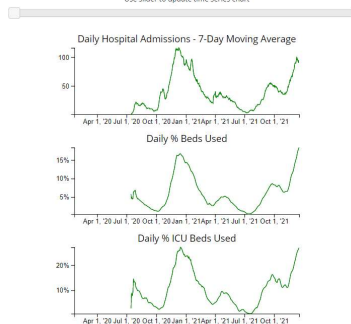
7-day Percent Change

December 19, 2021

Cases	89.33%
% Positivity	6.2%
Deaths	56%
% of population ≥ 5 years of age fully vaccinated	N/A
New Hospital Admissions	-1.79%

Hospitalizations in Cuyahoga County, Ohio

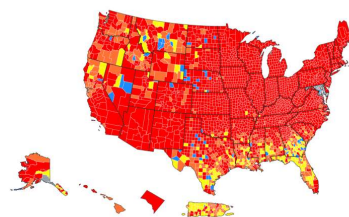
Tue, Jan 21st 2020 - Fri, Dec 17th 2021
Use slider to update time series chart



Community Transmission in US by County

	Total	Percent	% Change
High	2517	78.12%	-0.56%
Substantial	388	12.04%	0.68%
Moderate	240	7.45%	-0.56%
Low	51	1.58%	-0.25%

[How is community transmission calculated?](#)



Determining Transmission Risk

If the two indicators suggest different transmission levels, the higher level is selected

	Low	Moderate	Substantial	High
New cases per 100,000 persons in the past 7 days*	<10	10-49.99	50-99.99	≥100
Percentage of positive NAATs tests during the past 7 days**	<5%	5-7.99%	8-9.99%	≥10.0%