

WEEKLY COVID19 BRIEFING FOR FUCHS MIZRACHI SCHOOL, Date: 12/12/2021

Data sources: internal, CDC, Johns Hopkins COVID19 Dashboard

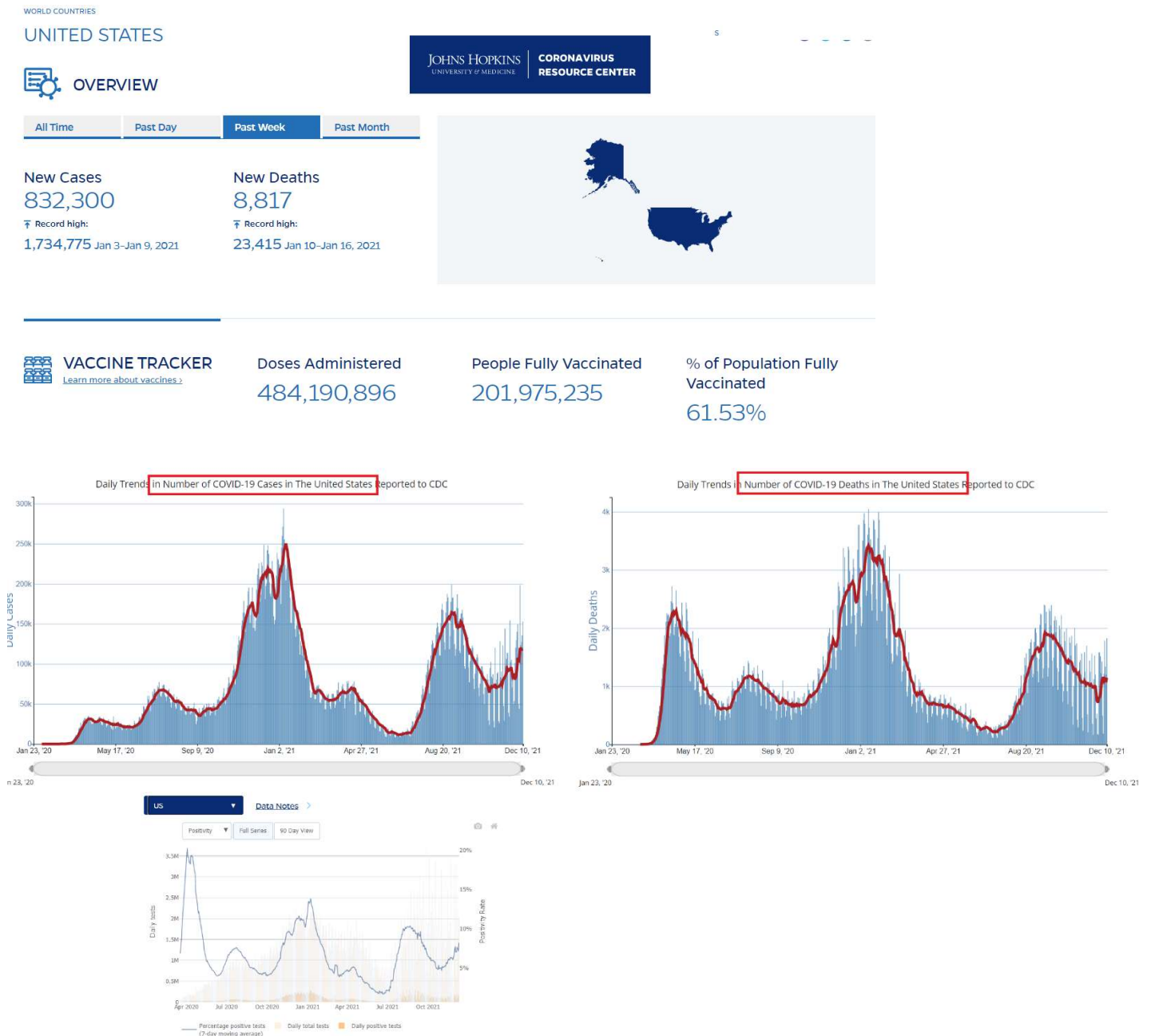
Fuchs Mizrachi School: Data for the week

Week	11		12		13		
Date beginning	November 6		November 12		November 20		
Total	Students	Staff	Students	Staff	Students	Staff	
New confirmed	14	0	6	0	2	1	
New close Contact	19	0	3	0	13	0	
Symptoms / Other	0	0	2	0	0	0	
Began week In Quarantine	33	0	9	0	14	1	
Week	14		15				
Date beginning	November 27		December 6				
Total	Students	Staff	Students	Staff			
New confirmed	1	1	9	2			
New close Contact	0	0	8	0			
Symptoms / Other	0	0	3	0			
Began week In Quarantine	1	1	17	0			

WEEKLY COVID19 BRIEFING FOR FUCHS MIZRACHI SCHOOL, Date: 12/12/2021

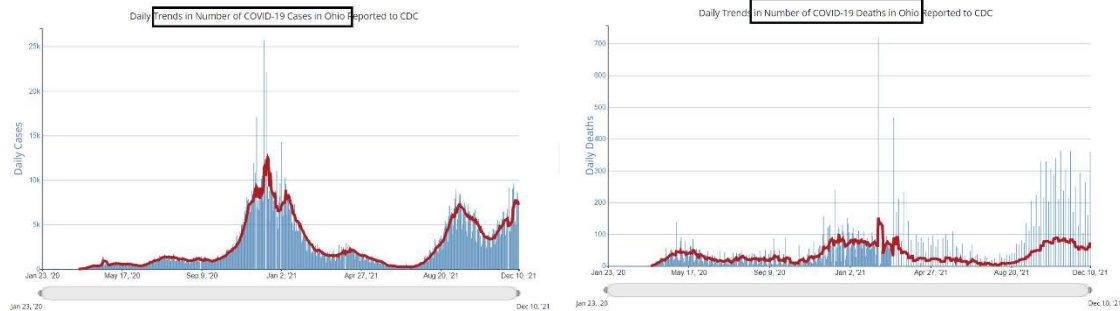
United States This Week: 7 day average of daily:

- Cases: 118 K (up from 106K)
- Deaths ~1,100 (even)
- testing positivity ~7.5%

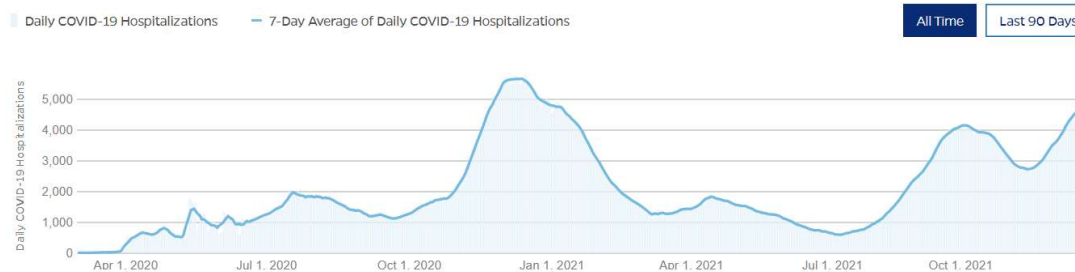


WEEKLY COVID19 BRIEFING FOR FUCHS MIZRACHI SCHOOL, Date: 12/12/2021

Ohio This Week: new cases continue to rise to ~8K, testing positivity among the highest in the country, daily hospitalizations and deaths are near record levels.



Daily COVID-19 Hospitalizations



Data Sources: Cases and deaths data from JHU CSSE; testing and vaccine data from JHU CCI; and hospitalization data from the U.S. Department of Health and Human Services.

WEEKLY COVID19 BRIEFING FOR FUCHS MIZRACHI SCHOOL, Date: 12/12/2021

Cuyahoga County this week: cases, deaths and hospitalizations continue to rise

Cuyahoga County, Ohio

[State Health Department](#) 



Centers for Disease Control and Prevention
CDC 24/7: Saving Lives, Protecting People™

7-day Metrics |

Community Transmission

● High

Everyone in **Cuyahoga County, Ohio** should wear a mask in public, indoor settings. Mask requirements might vary from place to place. Make sure you follow local laws, rules, regulations or guidance.

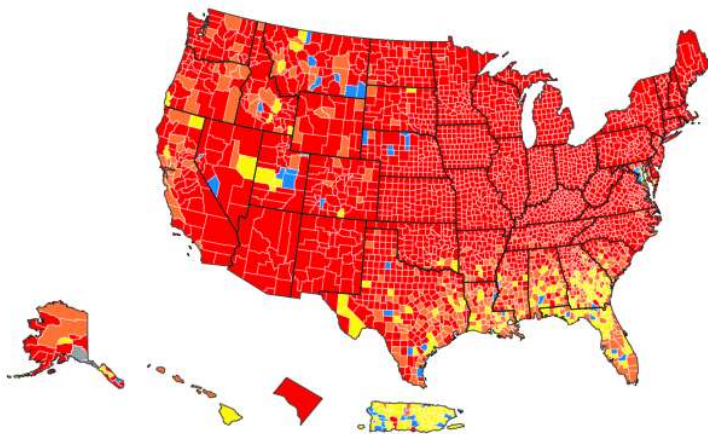
How is community transmission calculated?

COVID Data Tracker

[7-day Percent Change](#)

December 12, 2021	
Cases	6,768
Case Rate per 100k	547.98
% Positivity	17.7%
Deaths	25
% of population ≥ 5 years of age fully vaccinated	63.7%
New Hospital Admissions	640

December 12, 2021	
Cases	8.37%
% Positivity	0.24%
Deaths	1,150%
% of population ≥ 5 years of age fully vaccinated	N/A
New Hospital Admissions	18.52%



Community Transmission in US by County

	Total	Percent	% Change
High	2576	79.95%	0.96%
Substantial	364	11.3%	0.78%
Moderate	227	7.05%	-1.4%
Low	51	1.58%	-0.28%

How is community transmission calculated?