

WEEKLY COVID19 BRIEFING FOR FUCHS MIZRACHI SCHOOL, Date: 11/28/2021

Data sources: internal, CDC, Johns Hopkins COVID19 Dashboard

New COVID-19 Variant Identified:

- On November 26, 2021, the WHO classified a new Variant of Concern and named it Omicron (see <https://www.cdc.gov/media/releases/2021/s1126-B11-529-omicron.html>)
- What is known about this variant is that it carries significantly more mutations than those seen in prior variants. Theoretically, there is the possibility that these mutations will make the variant more infectious and increase its ability to evade the immune defenses of individuals who have been vaccinated or previously infected. However, there is absolutely no human data at this point to support or refute this hypothesis. Both in the United States and in Europe, recent increases in cases have been driven almost exclusively by the one year old delta variant.
- It is important to note that the variant was first identified in South Africa, a nation where less than 25% of the population is fully vaccinated.

Fuchs Mizrachi School: Data for the week

Week	11		12		13		14	
Date beginning	November 6		November 12		November 20		November 27	
Total	Students	Staff	Students	Staff	Students	Staff	Students	Staff
New confirmed	14	0	6	0	2	1	1	1
New close Contact	19	0	3	0	13	0	0	0
Symptoms / Other	0	0	2	0	0	0	0	0
Began week In Quarantine	33	0	0	0	14	1	0	0

WEEKLY COVID19 BRIEFING FOR FUCHS MIZRACHI SCHOOL, Date: 11/28/2021

United States This Week: 7 day average of daily:

- Cases: 94 K
- Deaths <1,000 for the first time since August 2021
- testing positivity just above 5%

WORLD COUNTRIES

UNITED STATES

SHARE THIS PAGE: [f](#) [t](#) [i](#)

OVERVIEW

JOHNS HOPKINS
UNIVERSITY & MEDICINE

CORONAVIRUS
RESOURCE CENTER

All Time

Past Day

Past Week

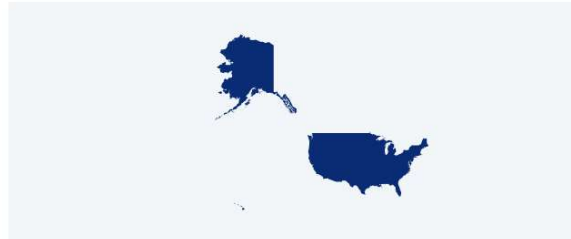
Past Month

New Cases
500,591

Record high:
1,734,841 Jan 3–Jan 9, 2021

New Deaths
5,523

Record high:
23,415 Jan 10–Jan 16, 2021



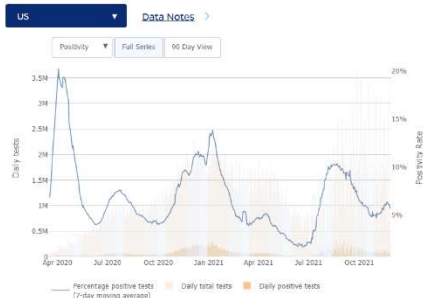
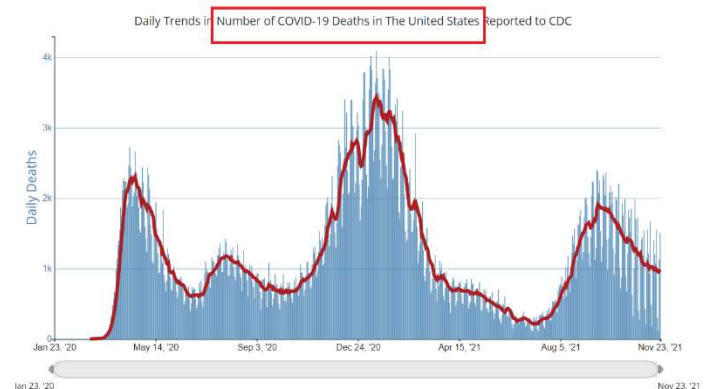
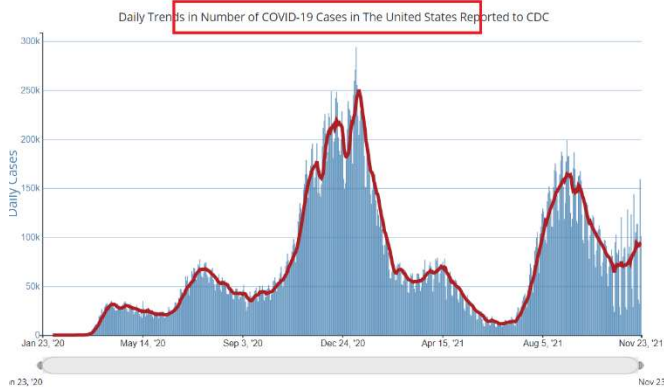
VACCINE TRACKER

[Learn more about vaccines >](#)

Doses Administered
454,447,737

People Fully Vaccinated
196,168,756

% of Population Fully Vaccinated
59.76%



WEEKLY COVID19 BRIEFING FOR FUCHS MIZRACHI SCHOOL, Date: 11/28/2021

Ohio This Week: average daily cases above 5K, deaths decreased to ~50, positivity ~10%. Barely 50% of the population is fully vaccinated.

UNITED STATES

OHIO

SHARE THIS PAGE: [f](#) [t](#) [in](#) [e](#)

JUMP TO: [Select A Section](#)



STATE OVERVIEW

All Time

Past Day

Past Week

Past Month

New Cases

34,426

Record high:

87,703 Dec 6-Dec 12, 2020

New Deaths

420

Record high:

1,374 Dec 13-Dec 19, 2020

Test Results

81,813

Record high:

691,043 Apr 18-Apr 24, 2021

Testing Positivity

9.98%

Record high:

21.81% Dec 6-Dec 12, 2020



VACCINE TRACKER

[Learn more about vaccines](#)

Doses Administered

14,192,281

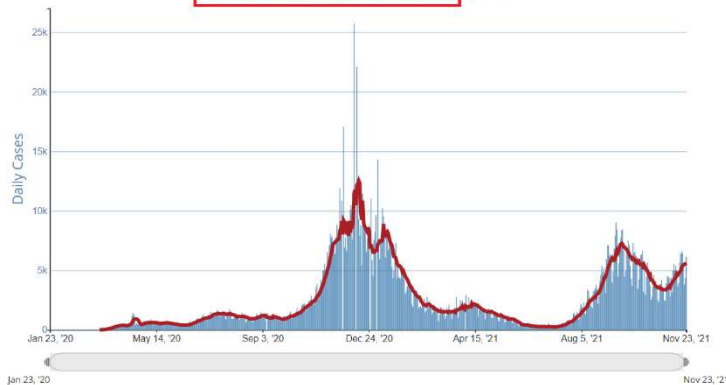
People Fully Vaccinated

6,175,735

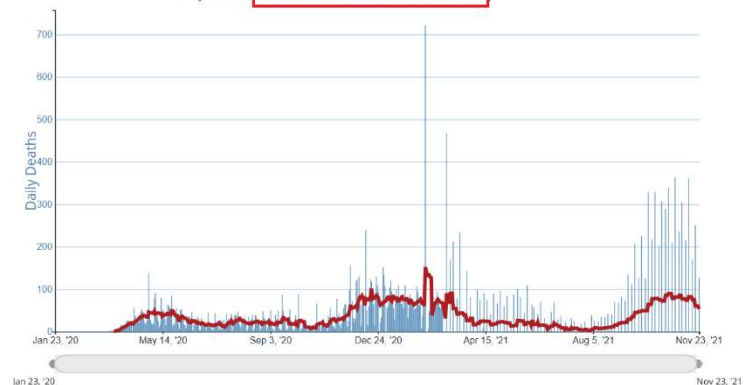
% of Population Fully Vaccinated

52.99%

Daily Trends in Number of COVID-19 Cases in Ohio Reported to CDC



Daily Trends in Number of COVID-19 Deaths in Ohio Reported to CDC



Ohio [State Profile](#) [Data Notes](#)

Positivity [Full Series](#) [90 Day View](#)



WEEKLY COVID19 BRIEFING FOR FUCHS MIZRACHI SCHOOL, Date: 11/28/2021

Cuyahoga County this week: cases, deaths and hospitalizations continue to rise

Cuyahoga County, Ohio

[State Health Department](#) 

7-day Metrics | [7-day Percent Change](#)

Community Transmission ● High

Everyone in **Cuyahoga County, Ohio** should wear a mask in public, indoor settings. Mask requirements might vary from place to place. Make sure you follow local laws, rules, regulations or guidance.

[How is community transmission calculated?](#)

November 28, 2021

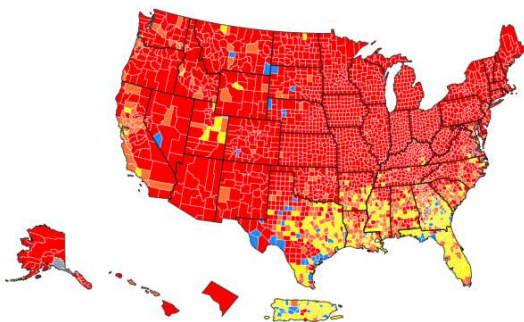
Cases	4,401
Case Rate per 100k	356.34
% Positivity	12.64%
Deaths	33
% of population ≥ 12 years of age fully vaccinated	67.7%
New Hospital Admissions	404



Centers for Disease Control and Prevention
CDC 24/7: Saving Lives, Protecting People™

COVID Data Tracker

Cases	16.99%
% Positivity	1.07%
Deaths	3,200%
% of population ≥ 12 years of age fully vaccinated	N/A
New Hospital Admissions	23.93%



Community Transmission in US by County

	Total	Percent	% Change
High	2389	74.15%	1.96%
Substantial	409	12.69%	-2.23%
Moderate	343	10.65%	0.09%
Low	75	2.33%	0.09%

[How is community transmission calculated?](#)

● High ● Substantial ● Moderate ● Low ● No Data