

## WEEKLY COVID19 BRIEFING FOR FUCHS MIZRACHI SCHOOL, Date: 11/14/2021

Data sources: internal, CDC, Johns Hopkins COVID19 Dashboard

### Fuchs Mizrachi School: Data for the week

- Quarantine completed for most students/staff during week of Nov 7.
- Additional cases reported over weekend of Nov 12

Week	9		10		11		12	
Date beginning	October 18		October 25		November 6		November 12	
Total	Students	Staff	Students	Staff	Students	Staff	Students	Staff
New confirmed	0	0	8	1	14	0	6	0
New close Contact	0	0	12	0	19	0	3	0
Symptoms / Other	0	0	4	0	0	0	2	0
Began week In Quarantine	0	0	20	1	33	0	0	0

# WEEKLY COVID19 BRIEFING FOR FUCHS MIZRACHI SCHOOL, Date: 11/14/2021

## United States This Week: 7 day average:

- Cases 78 K (up from last week)
- deaths ~1,000 (even with prior week)
- testing positivity ~6%

### UNITED STATES

JOHNS HOPKINS  
UNIVERSITY OF MEDICINE

CORONAVIRUS  
RESOURCE CENTER

SHARE THIS PAGE: [f](#) [t](#) [in](#)



### OVERVIEW

All Time

Past Day

Past Week

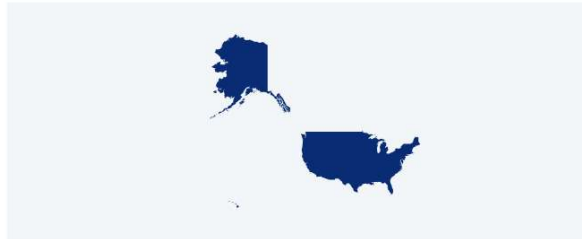
Past Month

New Cases  
583,995

Record high:  
1,734,853 Jan 3–Jan 9, 2021

New Deaths  
8,107

Record high:  
23,415 Jan 10–Jan 16, 2021



### VACCINE TRACKER

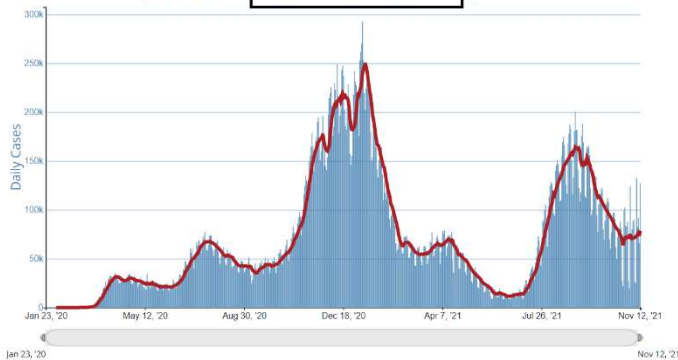
[Learn more about vaccines >](#)

Doses Administered  
440,559,613

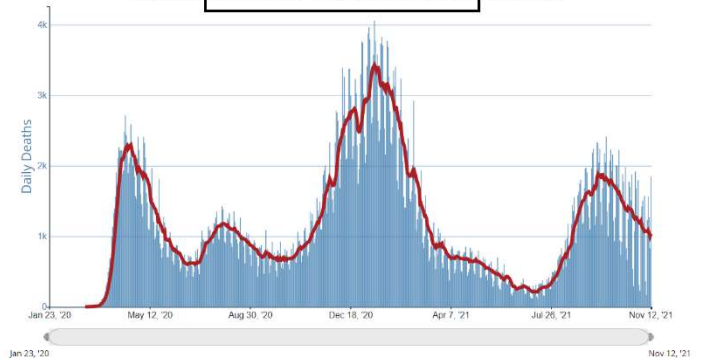
People Fully Vaccinated  
195,120,470

% of Population Fully  
Vaccinated  
59.44%

Daily Trends in Number of COVID-19 Cases in The United States Reported to CDC



Daily Trends in Number of COVID-19 Deaths in The United States Reported to CDC



TESTING HUB

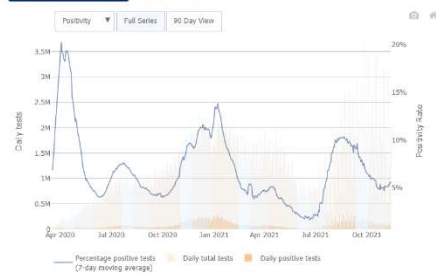
### DAILY STATE-BY-STATE TESTING TRENDS

See daily changes in tests performed and positivity rates.

SHARE: [f](#) [t](#) [in](#)

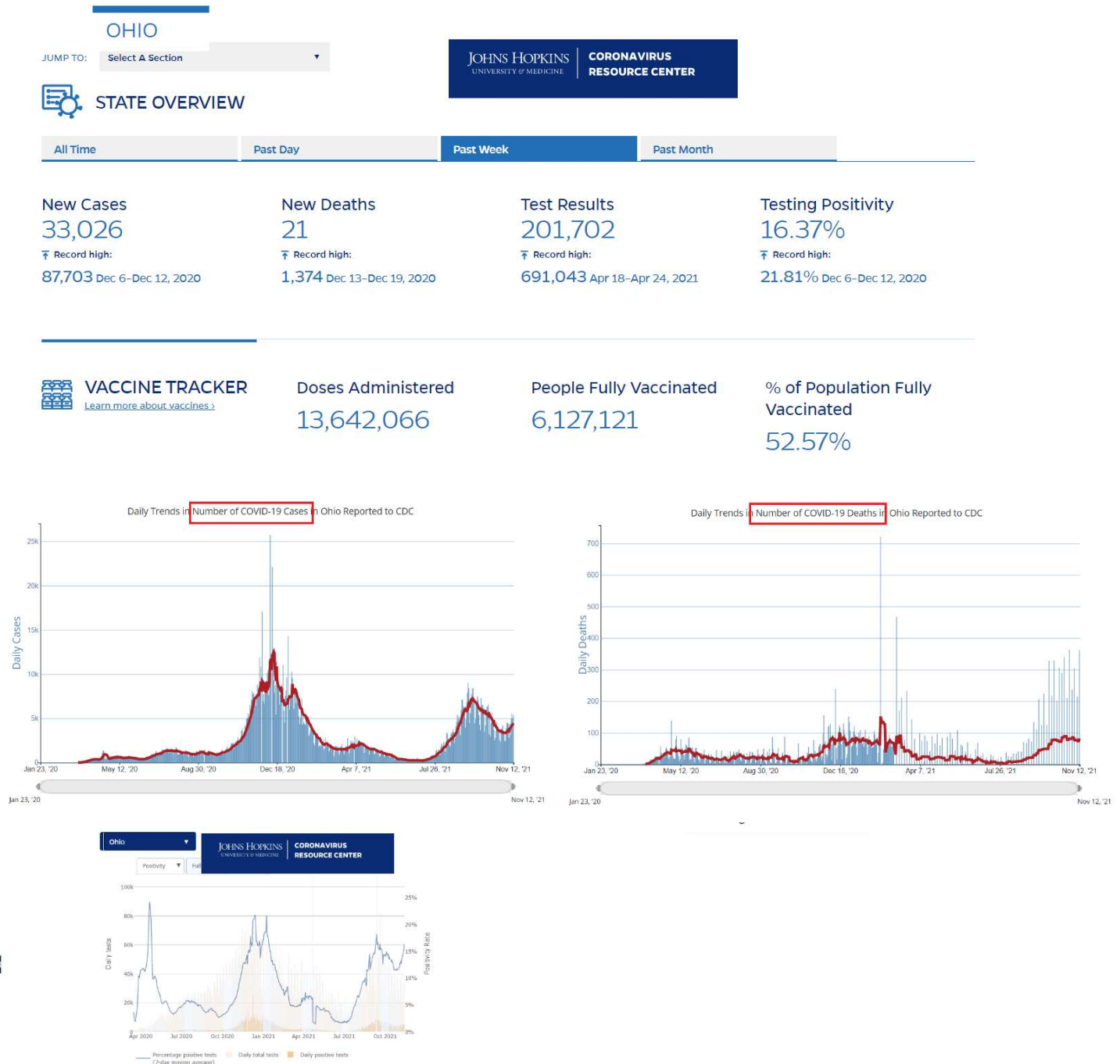
US

Data Notes >



# WEEKLY COVID19 BRIEFING FOR FUCHS MIZRACHI SCHOOL, Date: 11/14/2021

**Ohio** This Week: average daily cases ~ 4.5K, deaths ~80, positivity increased to ~14%



# WEEKLY COVID19 BRIEFING FOR FUCHS MIZRACHI SCHOOL, Date: 11/14/2021

## Cuyahoga County this week

### Cuyahoga County, Ohio

[State Health Department](#) 

**7-day Metrics** | [7-day Percent Change](#)

Community Transmission

● High

Everyone in **Cuyahoga County, Ohio** should wear a mask in public, indoor settings. Mask requirements might vary from place to place. Make sure you follow local laws, rules, regulations or guidance.

[How is community transmission calculated?](#)

November 14, 2021

Cases	3,686
Case Rate per 100k	298.44
% Positivity	10.7%
Deaths	49
% of population ≥ 12 years of age fully vaccinated	67.2%
New Hospital Admissions	284



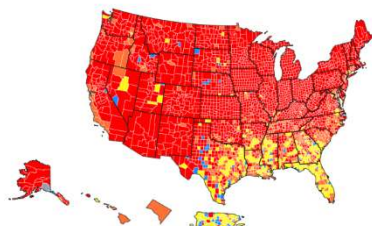
Centers for Disease Control and Prevention  
CDC 24/7: Saving Lives, Protecting People™

## COVID Data Tracker

November 14, 2021

Cases	50.82%
% Positivity	1.4%
Deaths	N/A
% of population ≥ 12 years of age fully vaccinated	N/A
New Hospital Admissions	19.83%

Community Transmission in US by County



	Total	Percent	% Change
High	2281	70.79%	0.28%
Substantial	497	15.43%	-1.77%
Moderate	376	11.67%	1.83%
Low	65	2.02%	-0.34%

### Determining Transmission Risk

If the two indicators suggest different transmission levels, the higher level is selected

New cases per 100,000 persons in the past 7 days\*  
Percentage of positive NAATs tests during the past 7 days\*\*

	Low	Moderate	Substantial	High
New cases per 100,000 persons in the past 7 days*	<10	10-49.99	50-99.99	≥100
Percentage of positive NAATs tests during the past 7 days**	<5%	5-7.99%	8-9.99%	≥10.0%

## Cases & Deaths in Cuyahoga County, Ohio

### 7 Day Moving Averages

Tue, Jan 21st 2020 - Sat, Nov 13th 2021

Use slider to update time series chart

Data through Sat Nov 13 2021

Total Cases (last 7 days) 3686  
Case Rate (last 7 days) 298.44  
% Change (last 7 days) 50.82

Total Deaths (last 7 days) 49  
Death Rate (last 7 days) 3.97  
% Change (last 7 days)

