

WEEKLY COVID19 BRIEFING FOR FUCHS MIZRACHI SCHOOL, Date: 10/31/2021

Data sources: internal, CDC, Johns Hopkins COVID19 Dashboard

Fuchs Mizrachi School: Data for the week

Week	7		8		9		10	
Date beginning	October 4		October 11		October 18		October 25	
Total	Students	Staff	Students	Staff	Students	Staff	Students	Staff
New confirmed	0	0	0	0	0	0	8	1
New close Contact	5	0	0	0	0	0	12	0
Symptoms / Other	0	0	0	0	0	0	4	0
Began week In Quarantine	5	0	0	0	0	0	20	1

- Data above are as of end of day on 10/29/2021. At least 3 additional cases since then.
- Cluster of infections week of Oct 25:
 - 1st reported case was staff member
 - Several students from one section of 3rd grade tested positive early in the week
 - Thurs Oct 28: entire 3rd grade sent for rapid testing. A total of 7 cases in that section have since tested positive.
 - Several close contacts from other grades in lower school and early childhood have since tested positive.

WEEKLY COVID19 BRIEFING FOR FUCHS MIZRACHI SCHOOL, Date: 10/31/2021

United States This Week: 7 day average:

- Cases ~70 K (even with last week)
- deaths ~1,100 (down from 1,200)
- testing positivity 5%

UNITED STATES

SHARE THIS PAGE: [f](#) [t](#) [i](#)

OVERVIEW

JOHNS HOPKINS
UNIVERSITY OF MEDICINE

CORONAVIRUS
RESOURCE CENTER

All Time

Past Day

Past Week

Past Month

New Cases

505,600

Record high:

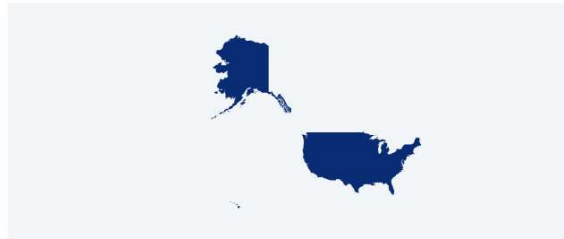
1,734,859 Jan 3-Jan 9, 2021

New Deaths

9,868

Record high:

23,415 Jan 10-Jan 16, 2021



VACCINE TRACKER

[Learn more about vaccines.](#)

Doses Administered

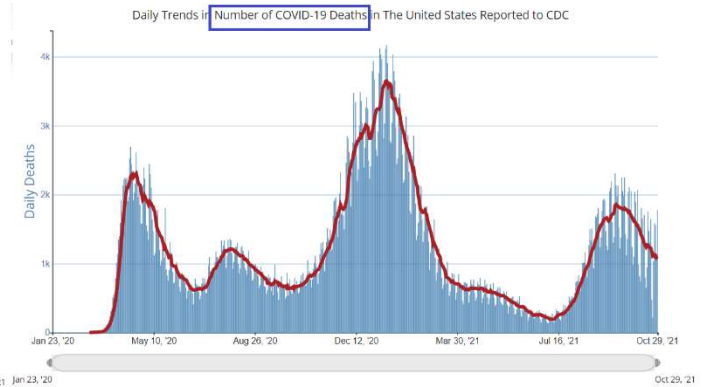
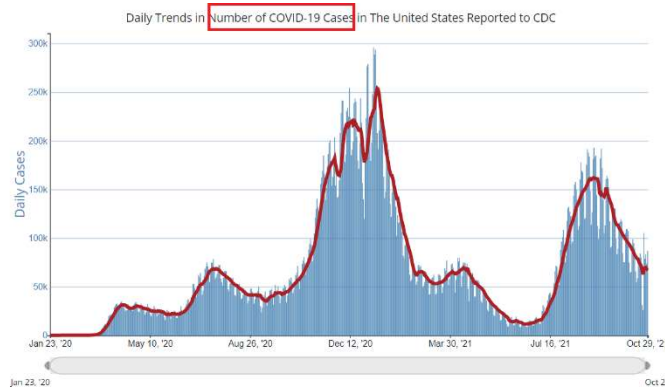
420,657,683

People Fully Vaccinated

192,244,927

% of Population Fully Vaccinated

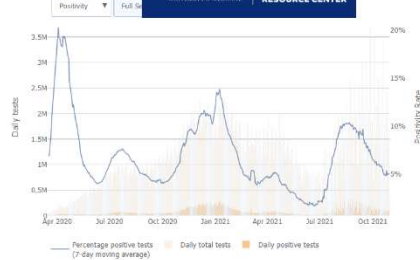
58.57%



US

JOHNS HOPKINS
UNIVERSITY OF MEDICINE

CORONAVIRUS
RESOURCE CENTER



WEEKLY COVID19 BRIEFING FOR FUCHS MIZRACHI SCHOOL, Date: 10/31/2021

Ohio This Week: average daily cases ~ 3.3K, deaths ~80, positivity ~11%

OHIO

SHARE THIS PAGE: [f](#) [t](#) [i](#)

JUMP TO: [Select A Section](#)



STATE OVERVIEW

All Time

Past Day

Past Week

Past Month

New Cases

23,607

Record high:

87,703 Dec 6-Dec 12, 2020

New Deaths

572

Record high:

1,374 Dec 13-Dec 19, 2020

Test Results

200,833

Record high:

691,043 Apr 18-Apr 24, 2021

Testing Positivity

11.75%

Record high:

21.81% Dec 6-Dec 12, 2020

VACCINE TRACKER

[Learn more about vaccines >](#)

Doses Administered

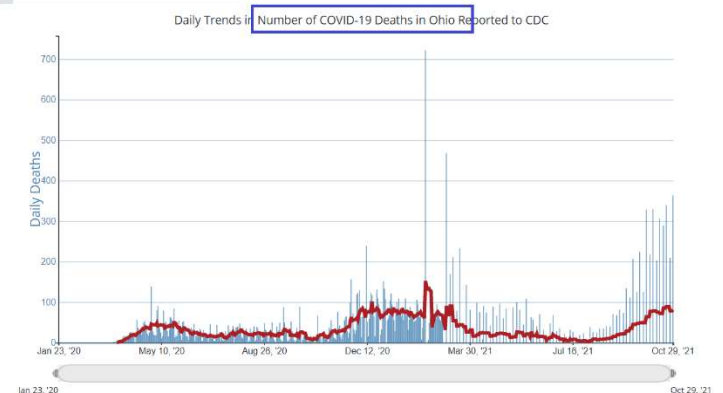
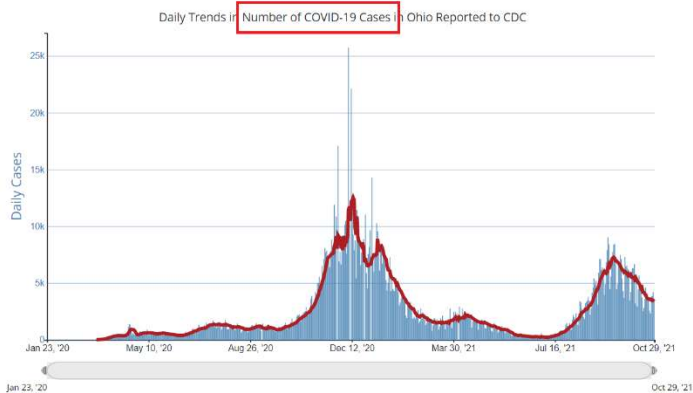
12,811,065

People Fully Vaccinated

6,058,403

% of Population Fully Vaccinated

51.98%



WEEKLY COVID19 BRIEFING FOR FUCHS MIZRACHI SCHOOL, Date: 10/31/2021

Cuyahoga County this week

Cuyahoga County, Ohio

[State Health Department](#) [↗](#)

7-day Metrics | [7-day Percent Change](#)

Community Transmission ● High

Everyone in **Cuyahoga County, Ohio** should wear a mask in public, indoor settings. Mask requirements might vary from place to place. Make sure you follow local laws, rules, regulations or guidance.

[How is community transmission calculated?](#)

	October 31, 2021
Cases	2,108
Case Rate per 100k	170.68
% Positivity	7.73%
Deaths	39
% of population ≥ 12 years of age fully vaccinated	66.5%
New Hospital Admissions	226

	October 31, 2021
Cases	-0.19%
% Positivity	-0.77%
Deaths	-17.02%
% of population ≥ 12 years of age fully vaccinated	N/A
New Hospital Admissions	-15.04%

Cases & Deaths in Cuyahoga County, Ohio

Data through Fri Oct 29 2021

Total Cases (last 7 days)	2108
Case Rate (last 7 days)	170.68
% Change (last 7 days)	-0.19

Total Deaths (last 7 days)	39
Death Rate (last 7 days)	3.16
% Change (last 7 days)	-17.02

7 Day Moving Averages

Tue, Jan 21st 2020 - Fri, Oct 29th 2021

Use slider to update time series chart

