

WEEKLY COVID19 BRIEFING FOR FUCHS MIZRACHI SCHOOL, Date: 10/17/2021

Data sources: internal, CDC, Johns Hopkins COVID19 Dashboard

Fuchs Mizrachi School: Data for the week

Week	5		6		7		8	
Date beginning	September 20		September 27		October 4		October 11	
Total	Students	Staff	Students	Staff				
New confirmed	0	0	0	0	0	0	0	0
New close Contact	2	0	0	0	0	0	0	0
Symptoms / Other	0	0	0	0	0	0	0	0
Began week In Quarantine	2	0	0	0	0	0	0	0

Special Feature this Week: True or False

"Children don't get sick or die from COVID19"

See data below from CDC regarding pediatric COVID19 deaths in the United States (data is current as of several months ago, and hospitalizations are 5-10x higher). "Only" 224 children age 4 and below have died from this disease in this country.

Data from 586,246 deaths. Age group was available for 586,177 (99%) deaths.

Age Group	Percentage of deaths	Count of deaths	Percent of US population
0-4 Years	<0.1	224	6
5-11 Years	<0.1	146	8.7
12-15 Years	<0.1	172	5.1
16-17 Years	<0.1	149	2.5
18-29 Years	0.7	3,841	16.4

WEEKLY COVID19 BRIEFING FOR FUCHS MIZRACHI SCHOOL, Date: 10/17/2021

United States This Week: 7 day average:

- Cases 89 K (down from 92 K last week)
- deaths ~1,200 (down from 1,400)
- testing positivity <6% (down from 6.2%)



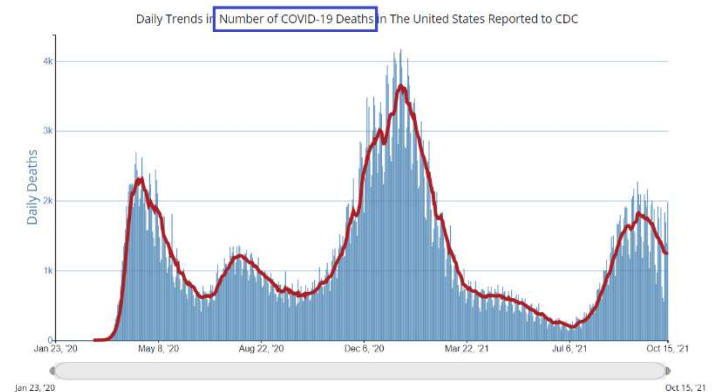
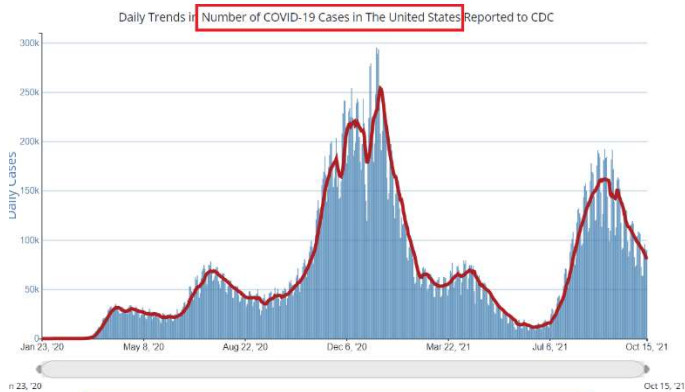
VACCINE TRACKER

[Learn more about vaccines >](#)

Doses Administered
408,265,959

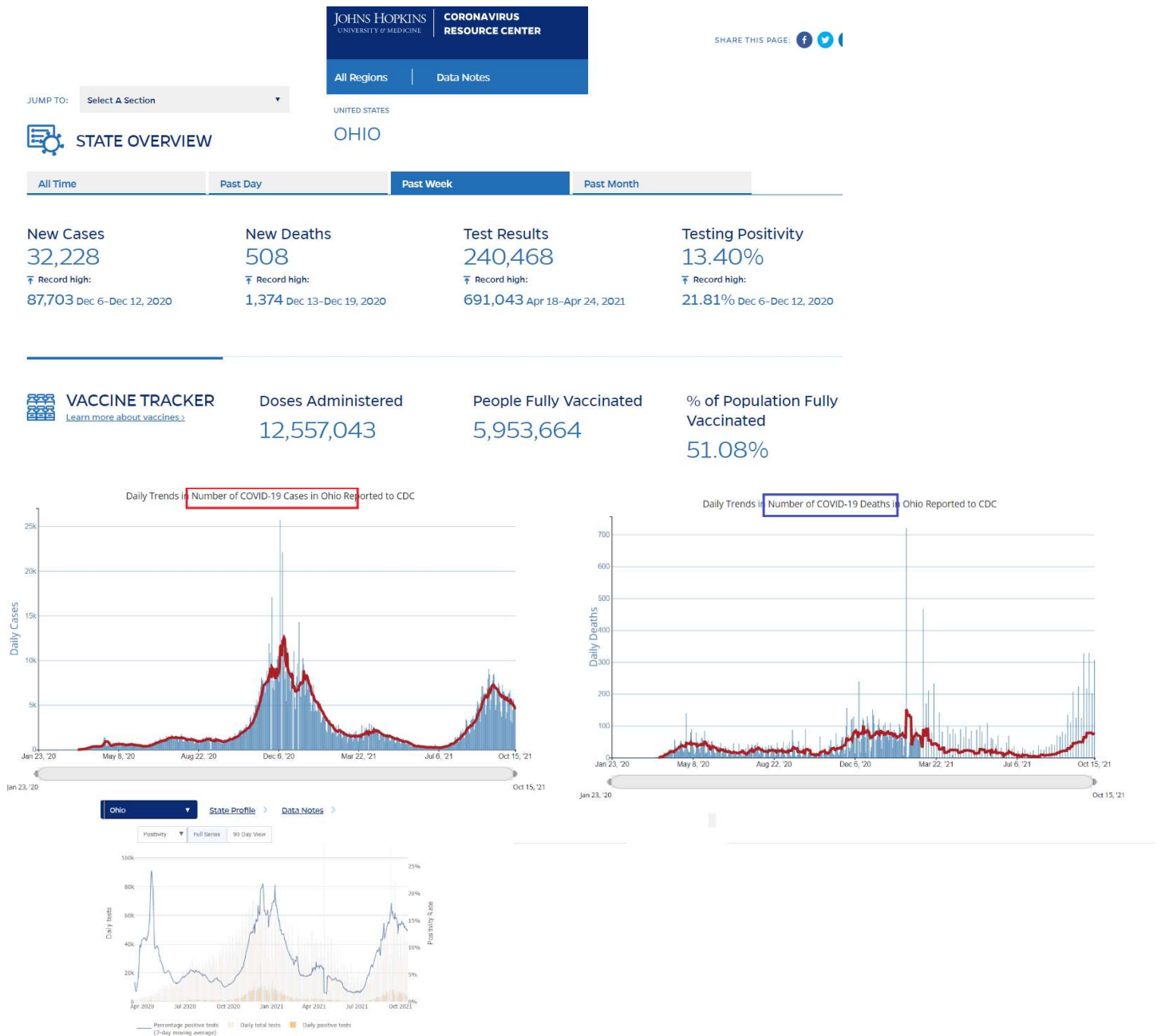
People Fully Vaccinated
189,141,481

% of Population Fully Vaccinated
57.62%



WEEKLY COVID19 BRIEFING FOR FUCHS MIZRACHI SCHOOL, Date: 10/17/2021

Ohio This Week: average daily cases ~ 4.5K, deaths ~72, positivity ~13%



WEEKLY COVID19 BRIEFING FOR FUCHS MIZRACHI SCHOOL, Date: 10/17/2021

Cuyahoga County this week

Cuyahoga County, Ohio

[State Health Department](#) 

7-day Metrics | [7-day Percent Change](#)

Community Transmission ● High

Everyone in **Cuyahoga County, Ohio** should wear a mask in public, indoor settings. Mask requirements might vary from place to place. Make sure you follow local laws, rules, regulations or guidance.

[How is community transmission calculated?](#)

7-day Percent Change

	October 17, 2021
Cases	2,767
% Positivity	9.4%
Deaths	25
% Eligible Population Fully Vaccinated	65.8%
New Hospital Admissions	249

	October 17, 2021
Cases	1.06%
% Positivity	0.17%
Deaths	-19.35%
% Eligible Population Fully Vaccinated	N/A
New Hospital Admissions	-19.68%

Cases & Deaths in Cuyahoga County, Ohio

Data through Sun Oct 17 2021

Total Cases (last 7 days) 2767
Case Rate (last 7 days) 224.04
% Change (last 7 days) 1.06

Total Deaths (last 7 days) 25
Death Rate (last 7 days) 2.02
% Change (last 7 days) -19.35

7 Day Moving Averages

Tue, Jan 21st 2020 - Sun, Oct 17th 2021

Use slider to update time series chart

