

WEEKLY COVID19 BRIEFING FOR FUCHS MIZRACHI SCHOOL, Date: 10/10/2021

Data sources: internal, CDC, Johns Hopkins COVID19 Dashboard

Fuchs Mizrachi School: Data for the week

Week	4		5		6		7	
Date beginning	September 13		September 20		September 27		October 4	
Total	Students	Staff	Students	Staff	Students	Staff	Students	Staff
New confirmed	0	0	0	0	0	0	0	0
New close Contact	0	0	2	0	0	0	0	0
Symptoms / Other	0	0	0	0	0	0	0	0
Began week In Quarantine	0	0	2	0	0	0	0	0

WEEKLY COVID19 BRIEFING FOR FUCHS MIZRACHI SCHOOL, Date: 10/10/2021

United States This Week: 7 day average:

- Cases 92 K (down from 100 K last week)
- deaths ~1,400 (down from 1,500)
- testing positivity 6.2% (down from 6.6%)

JOHNS HOPKINS
UNIVERSITY OF MEDICINE

CORONAVIRUS
RESOURCE CENTER

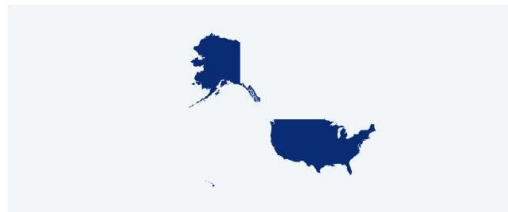
HomeTopics ▾By RegionEvents & NewsAbout

Search Data by Region...

All RegionsData Notes

OVERVIEW

All Time	Past Day	Past Week	Past Month
New Cases 671,425	New Deaths 12,192		
Record high: 1,733,671 Jan 3–Jan 9, 2021	Record high: 23,752 Jan 10–Jan 16, 2021		



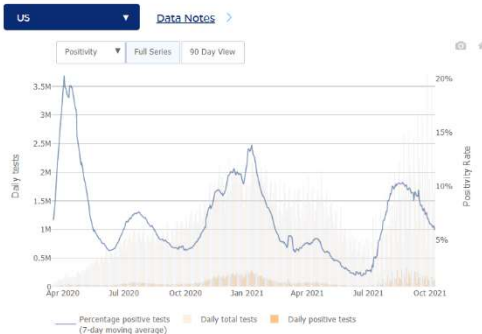
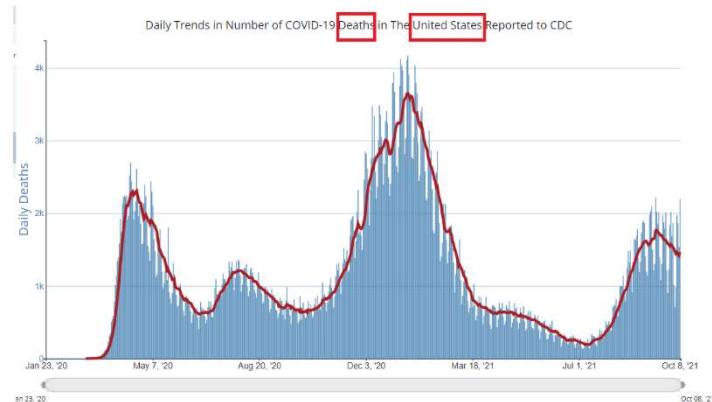
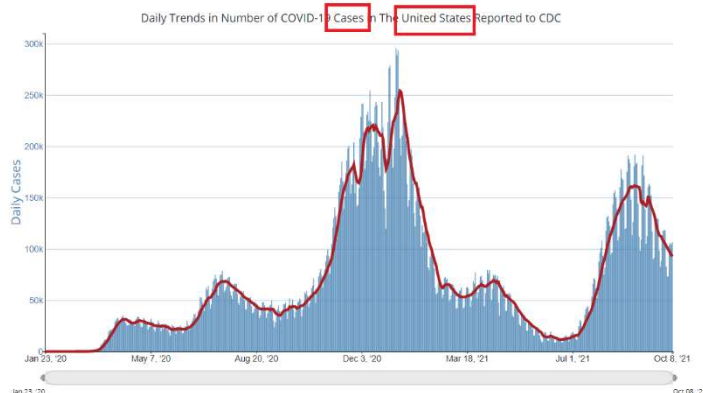
VACCINE TRACKER

[Learn more about vaccines](#)

Doses Administered
401,819,240

People Fully Vaccinated
187,215,471

% of Population Fully
Vaccinated
57.04%



WEEKLY COVID19 BRIEFING FOR FUCHS MIZRACHI SCHOOL, Date: 10/10/2021

Ohio This Week: average daily cases ~ 5.5K, deaths ~78, positivity ~14%

JOHNS HOPKINS
UNIVERSITY OF MEDICINE

CORONAVIRUS
RESOURCE CENTER

HomeTopics ▾By RegionEvents & NewsAbout

Search Data by Region...

All Regions | Data Notes

JUMP TO:



STATE OVERVIEW

All Time

Past Day

Past Week

Past Month

New Cases

38,541

Record high:

87,703 Dec 6–Dec 12, 2020

New Deaths

330

Record high:

1,374 Dec 13–Dec 19, 2020

Test Results

265,074

Record high:

691,043 Apr 18–Apr 24, 2021

Testing Positivity

14.54%

Record high:

21.81% Dec 6–Dec 12, 2020



VACCINE TRACKER

[Learn more about vaccines](#)

Doses Administered

12,369,694

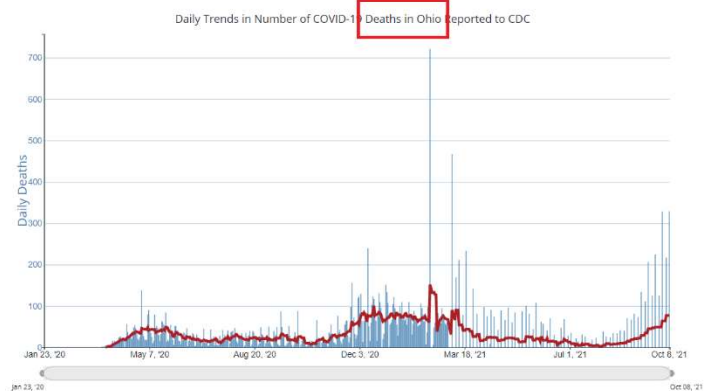
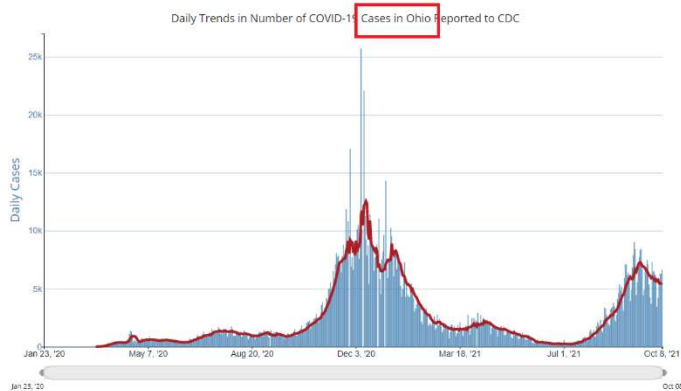
People Fully Vaccinated

5,944,694

% of Population Fully

Vaccinated

51.00%



WEEKLY COVID19 BRIEFING FOR FUCHS MIZRACHI SCHOOL, Date: 10/10/2021

Cuyahoga County this week

Cuyahoga County, Ohio

[State Health Department](#) [↗](#)

7-day Metrics | [7-day Percent Change](#)

Community Transmission ● High

Everyone in **Cuyahoga County, Ohio** should wear a mask in public, indoor settings. Mask requirements might vary from place to place. Make sure you follow local laws, rules, regulations or guidance.

[How is community transmission calculated?](#)

	October 9, 2021	October 9, 2021
Cases	2,936	4.3%
% Positivity	9.31%	0.31%
Deaths	32	88.24%
% Eligible Population Fully Vaccinated	65.4%	N/A
New Hospital Admissions	303	-6.77%

Vaccinations in Cuyahoga County, Ohio

Percent of Ohio's fully vaccinated recipients with valid county of residence: **98.7%**

States with lower percentages for valid county of residence should be interpreted with caution.

People Vaccinated	At Least One Dose	Fully Vaccinated
Total	743,404	698,617
% of Total Population	60.2%	56.6%
Population ≥ 12 Years of Age	743,375	698,607
% of Population ≥ 12 Years of Age	69.6%	65.4%
Population ≥ 18 Years of Age	699,980	659,781
% of Population ≥ 18 Years of Age	71.4%	67.3%
Population ≥ 65 Years of Age	200,855	194,137
% of Population ≥ 65 Years of Age	87.3%	84.3%