

WEEKLY COVID19 BRIEFING FOR FUCHS MIZRACHI SCHOOL, Date: 10/3/2021

Data sources: internal, CDC, Johns Hopkins COVID19 Dashboard

Fuchs Mizrachi School: Data for the week

Week	3		4		5		6	
Date beginning	September 6		September 13		September 20		September 27	
Total	Students	Staff	Students	Staff	Students	Staff	Students	Staff
New confirmed	0	0	0	0	0	0	0	0
New close Contact	0	0	0	0	2	0	0	0
Symptoms / Other	1	1	0	0	0	0	0	0
Began week In Quarantine	0	0	0	0	2	0	0	0

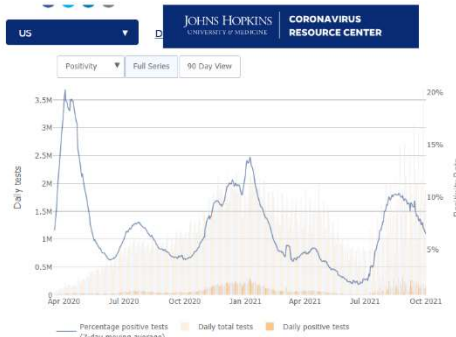
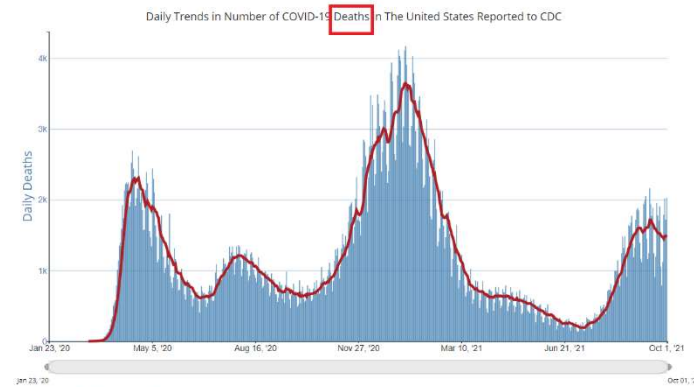
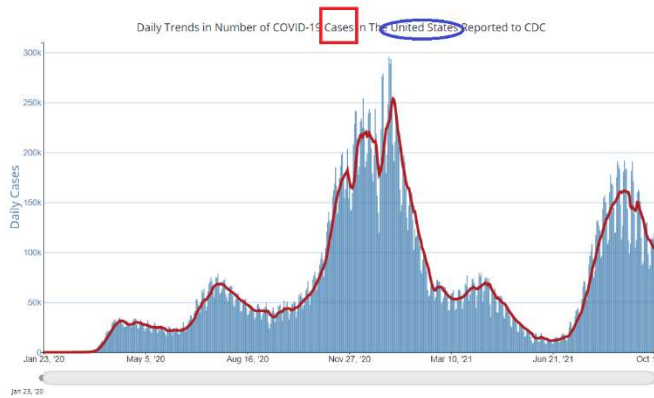
WEEKLY COVID19 BRIEFING FOR FUCHS MIZRACHI SCHOOL, Date: 10/3/2021

United States This Week: 7 day average:

- Cases 103 K (down from 114 K last week)
- deaths ~1,500 (same)
- testing positivity 6.6% (down from 7.5%)



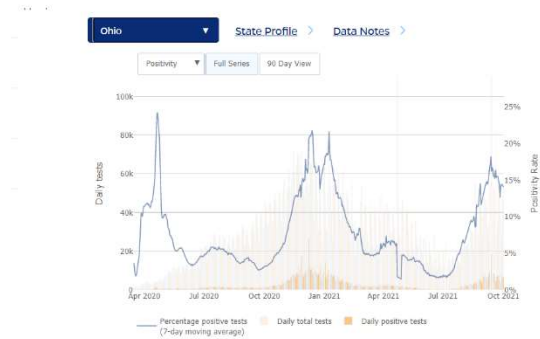
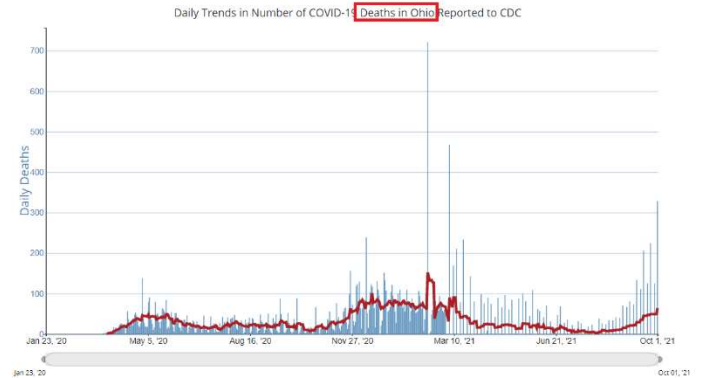
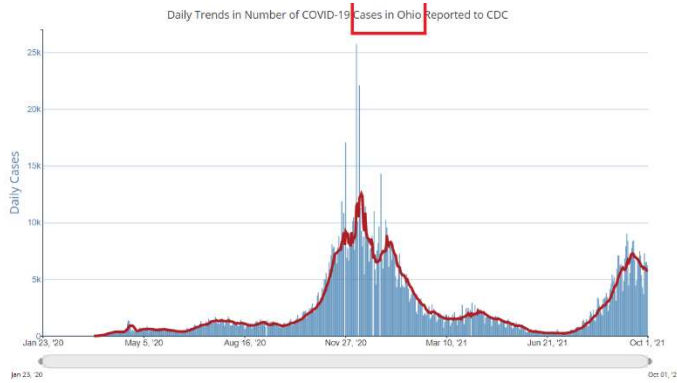
WEEKLY COVID19 BRIEFING FOR FUCHS MIZRACHI SCHOOL, Date: 10/3/2021



Ohio This Week: average daily cases ~ 6K, deaths ~60, positivity ~13%



WEEKLY COVID19 BRIEFING FOR FUCHS MIZRACHI SCHOOL, Date: 10/3/2021



Cuyahoga County this week

WEEKLY COVID19 BRIEFING FOR FUCHS MIZRACHI SCHOOL, Date: 10/3/2021

Cuyahoga County, Ohio

[State Health Department](#)

7-day Metrics | [7-day Percent Change](#)

Community Transmission

Everyone in **Cuyahoga County, Ohio** should wear a mask in public, indoor settings. Mask requirements might vary from place to place. Make sure you follow local laws, rules, regulations or guidance.

How is community transmission calculated?

	October 3, 2021
Cases	2,815
% Positivity	8.72%
Deaths	17
% Eligible Population Fully Vaccinated	64.9%
New Hospital Admissions	322

7-day Metrics | 7-day Percent Change

Community Transmission

Everyone in **Cuyahoga County, Ohio** should wear a mask in public, indoor settings. Mask requirements might vary from place to place. Make sure you follow local laws, rules, regulations or guidance.

How is community transmission calculated?

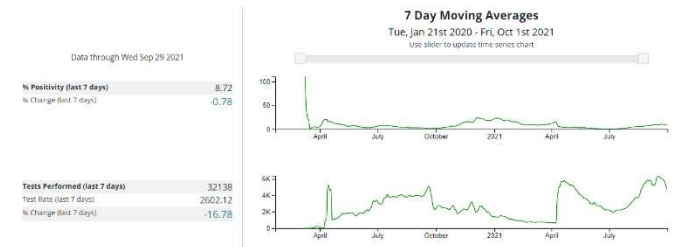
	October 3, 2021
Cases	-14.59%
% Positivity	-0.78%
Deaths	21.43%
% Eligible Population Fully Vaccinated	N/A
New Hospital Admissions	-3.88%



Cases & Deaths in Cuyahoga County, Ohio



Testing in Cuyahoga County, Ohio



Hospitalizations in Cuyahoga County, Ohio

