

WEEKLY COVID19 BRIEFING FOR FUCHS MIZRACHI SCHOOL, Date: 9/26/2021

Data sources: internal, CDC, Johns Hopkins COVID19 Dashboard

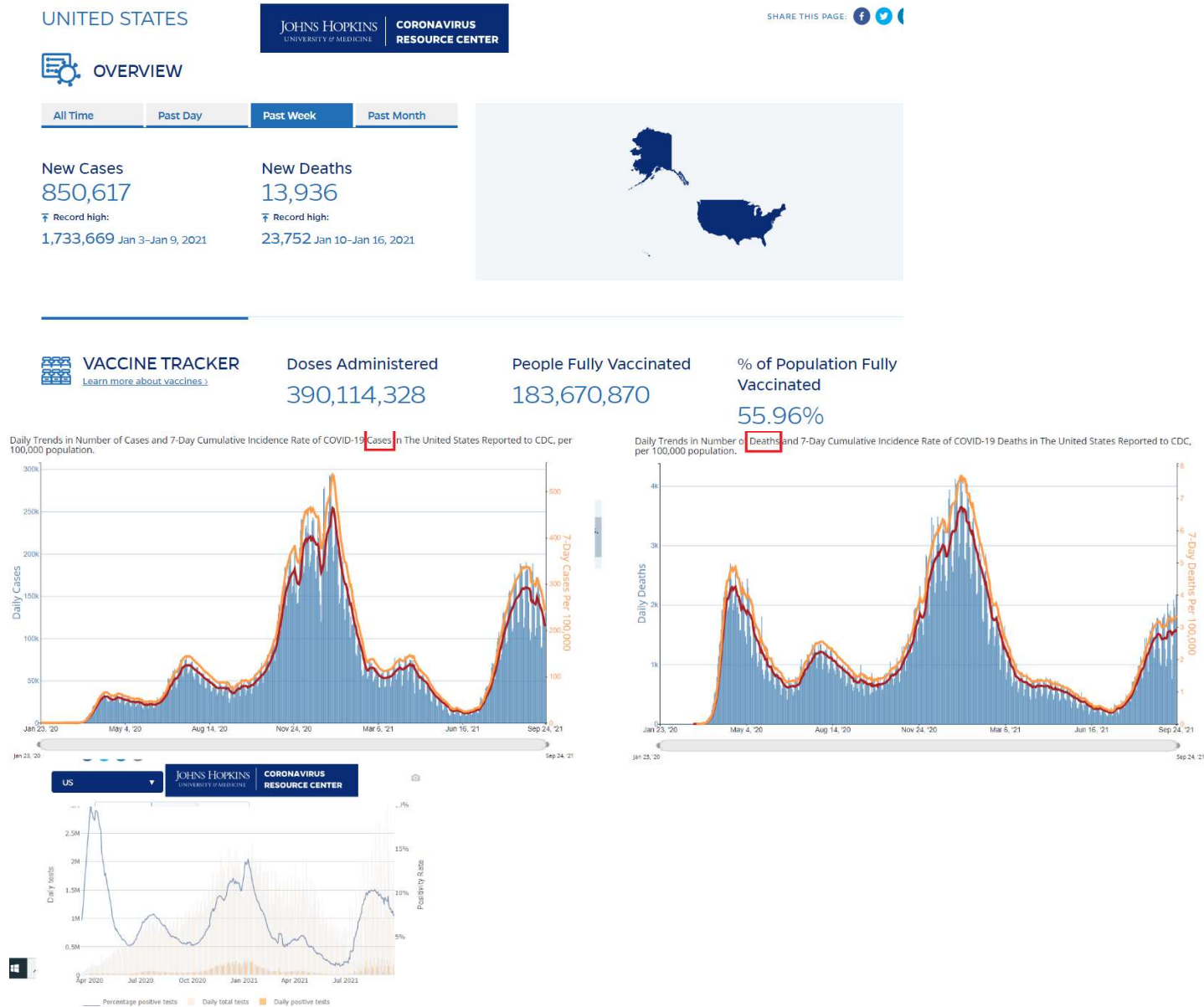
Fuchs Mizrachi School: Data for the week

Week	2		3		4		5	
Date beginning	August 30		September 6		September 13		September 20	
Total	Students	Staff	Students	Staff	Students	Staff	Students	Staff
New confirmed	0	0	0	0	0	0	0	0
New close Contact	1	0	0	0	0	0	2	0
Symptoms / Other	0	0	1	1	0	0	0	0
Began week In Quarantine	1	0	0	0	0	0	2	0

WEEKLY COVID19 BRIEFING FOR FUCHS MIZRACHI SCHOOL, Date: 9/26/2021

United States This Week: 7 day average:

- Cases 114 K (down from 142 K last week)
- deaths ~1,500 (same)
- testing positivity ~ 7.5% (down from 10%)



WEEKLY COVID19 BRIEFING FOR FUCHS MIZRACHI SCHOOL, Date: 9/26/2021

Ohio This Week: average daily cases ~ 6K, deaths ~45, positivity ~15%

JUMP TO: OHIO



STATE OVERVIEW

JOHNS HOPKINS
UNIVERSITY OF MEDICINE

CORONAVIRUS
RESOURCE CENTER

All Time

Past Day

Past Week

Past Month

New Cases

42,972

Record high:

87,703 Dec 6-Dec 12, 2020

New Deaths

11

Record high:

1,374 Dec 13-Dec 19, 2020

Test Results

297,382

Record high:

691,043 Apr 18-Apr 24, 2021

Testing Positivity

14.45%

Record high:

21.81% Dec 6-Dec 12, 2020



VACCINE TRACKER

[Learn more about vaccines](#)

Doses Administered

12,002,395

People Fully Vaccinated

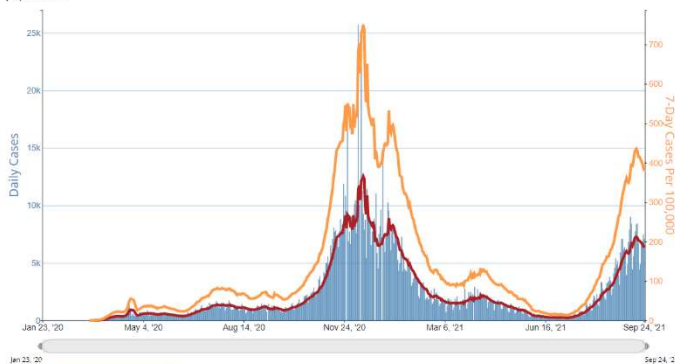
5,847,754

% of Population Fully

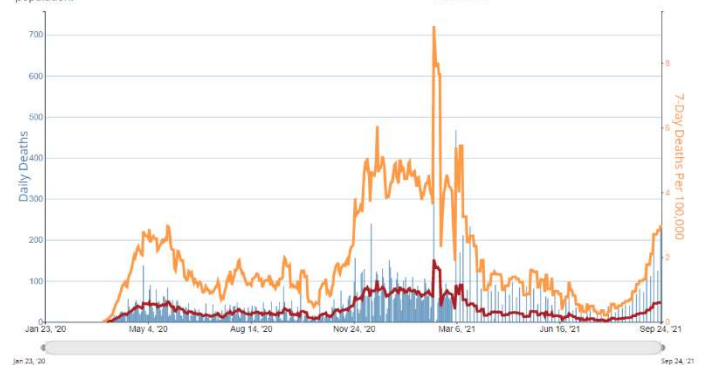
Vaccinated

50.17%

Daily Trends in Number of Cases and 7-Day Cumulative Incidence Rate of COVID-19 Cases in Ohio Reported to CDC, per 100,000 population.



Daily Trends in Number of Deaths and 7-Day Cumulative Incidence Rate of COVID-19 Deaths in Ohio Reported to CDC, per 100,000 population.



Positivity Full Series 90 Day View



WEEKLY COVID19 BRIEFING FOR FUCHS MIZRACHI SCHOOL, Date: 9/26/2021

Cuyahoga County this week



Cuyahoga County, Ohio

State Health Department

7-day Metrics | 7-day Percent Change

Community Transmission

Everyone in **Cuyahoga County, Ohio** should wear a mask in public, indoor settings. Mask requirements might vary from place to place. Make sure you follow local laws, rules, regulations or guidance.

How is community transmission calculated?

	September 26, 2021		September 26, 2021
Cases	3,150	Cases	-6.75%
% Positivity	9.26%	% Positivity	0.08%
Deaths	23	Deaths	64.29%
% Eligible Population Fully Vaccinated	64.6%	% Eligible Population Fully Vaccinated	N/A
New Hospital Admissions	340	New Hospital Admissions	-0.88%

Cuyahoga County, Ohio

State Health Department

7-day Metrics | 7-day Percent Change

Community Transmission

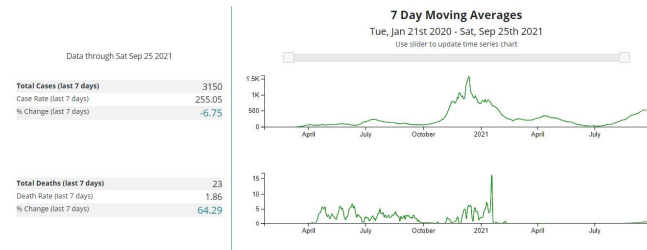
Everyone in **Cuyahoga County, Ohio** should wear a mask in public, indoor settings. Mask requirements might vary from place to place. Make sure you follow local laws, rules, regulations or guidance.

How is community transmission calculated?

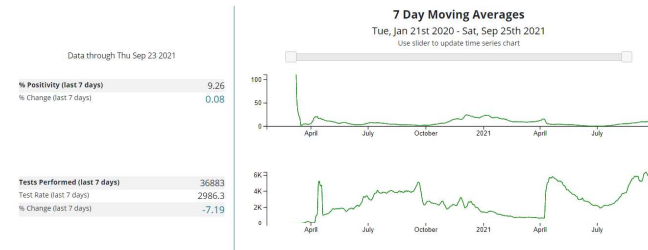
Data through Sat Sep 25 2021	
Total Cases (last 7 days)	3150
Case Rate (last 7 days)	255.05
% Change (last 7 days)	-6.75

Highest level of transmission = more than 100 cases per 100,000 population over 7 days, positivity greater than 10%. We are still there.

Cases & Deaths in Cuyahoga County, Ohio



Testing in Cuyahoga County, Ohio



Hospitalizations in Cuyahoga County, Ohio

