

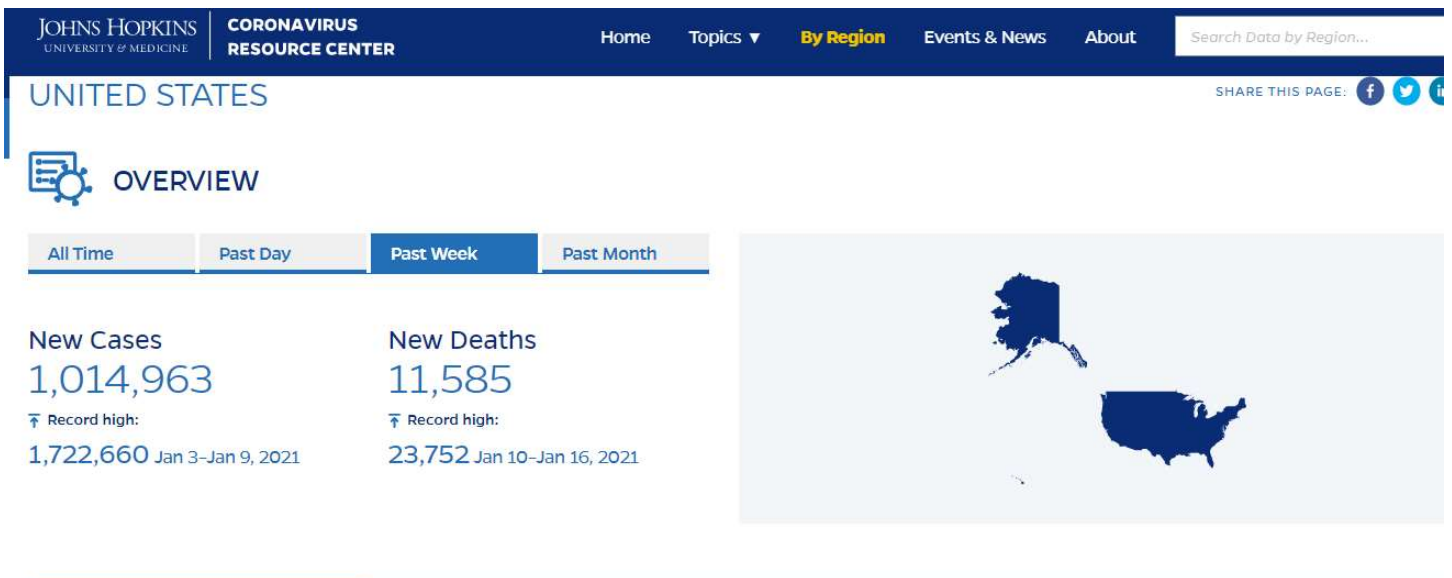
# WEEKLY COVID19 BRIEFING FOR FUCHS MIZRACHI SCHOOL, Date: 9/12/2021

Data sources: internal, CDC, Johns Hopkins COVID19 Dashboard

## Fuchs Mizrachi School: Data for the week

Week	1		2		3	
Date beginning	August 23		August 30		September 6	
<b>Total</b>	Students	Staff	Students	Staff	Students	Staff
New confirmed	3	0	0	0	0	0
New close Contact	1	0	1	0	0	0
Symptoms / Other	0	0	0	0	1	1
Began week In Quarantine	4	0	1	0	0	0

**United States This Week:** 7 day average: cases 136 K, deaths ~1,100, testing positivity ~ 10%



### VACCINE TRACKER

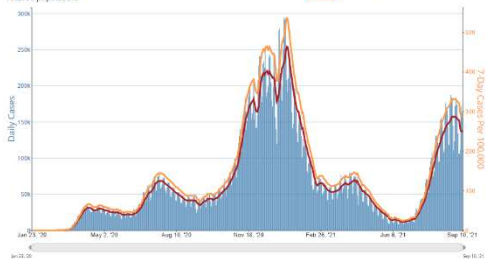
[Learn more about vaccines >](#)

Doses Administered  
**380,241,903**

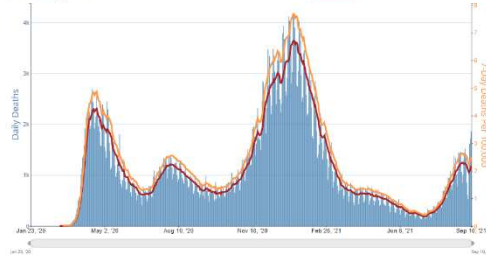
People Fully Vaccinated  
**178,692,875**

% of Population Fully Vaccinated  
**54.44%**

Daily Trends in Number of Cases and 7-Day Cumulative Incidence Rate of COVID-19 **Cases** in The United States Reported to CDC, per 100,000 population.



Daily Trends in Number of Deaths and 7-Day Cumulative Incidence Rate of COVID-19 **Deaths** in The United States Reported to CDC, per 100,000 population.



# WEEKLY COVID19 BRIEFING FOR FUCHS MIZRACHI SCHOOL, Date: 9/12/2021

**Ohio** This Week: average daily cases ~ 6K, deaths ~20, positivity ~16%

OHIO

SHARE THIS PAGE: [f](#) [t](#) [in](#)

JUMP TO: Select A Section



## STATE OVERVIEW

All Time | Past Day | **Past Week** | Past Month

New Cases  
**46,525**

Record high:  
**87,703** Dec 6–Dec 12, 2020

New Deaths  
**207**

Record high:  
**1,374** Dec 13–Dec 19, 2020

Test Results  
**221,536**

Record high:  
**691,043** Apr 18–Apr 24, 2021

Testing Positivity  
**17.21%**

Record high:  
**21.81%** Dec 6–Dec 12, 2020

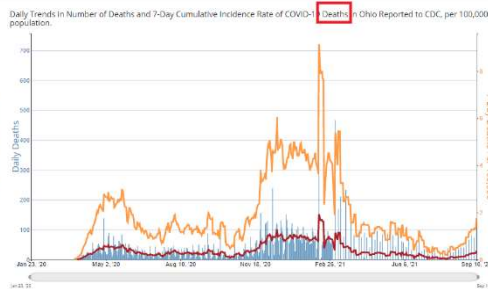
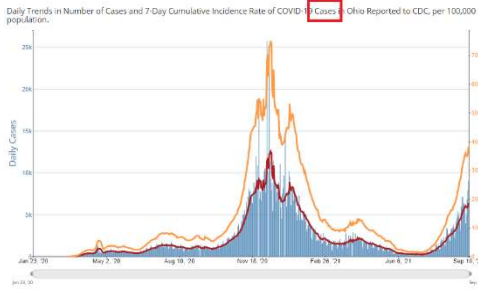
## VACCINE TRACKER

[Learn more about vaccines >](#)

Doses Administered  
**11,844,600**

People Fully Vaccinated  
**5,753,509**

% of Population Fully Vaccinated  
**49.36%**



# WEEKLY COVID19 BRIEFING FOR FUCHS MIZRACHI SCHOOL, Date: 9/12/2021

## Cuyahoga County this week

### Cuyahoga County, Ohio

[State Health Department](#)

[7-day Metrics](#) | [7-day Percent Change](#)

Community Transmission ● High

Everyone in **Cuyahoga County, Ohio** should wear a mask in public, indoor settings. Mask requirements might vary from place to place. Make sure you follow local laws, rules, regulations or guidance.

How is community transmission calculated?

	September 12, 2021
Cases	2,983
% Positivity	9.28%
Deaths	<10
% Eligible Population Fully Vaccinated	63.2%
New Hospital Admissions	305

### Cuyahoga County, Ohio

[State Health Department](#)

[7-day Metrics](#) | [7-day Percent Change](#)

Community Transmission ● High

Everyone in **Cuyahoga County, Ohio** should wear a mask in public, indoor settings. Mask requirements might vary from place to place. Make sure you follow local laws, rules, regulations or guidance.

How is community transmission calculated?

	September 12, 2021
Cases	15%
% Positivity	2.06%
Deaths	500%
% Eligible Population Fully Vaccinated	N/A
New Hospital Admissions	22%

## Cases & Deaths in Cuyahoga County, Ohio

[Download Image](#)

