

WEEKLY COVID19 BRIEFING FOR FUCHS MIZRACHI SCHOOL, Date: 9/5/2021

Data sources: internal, CDC, Johns Hopkins COVID19 Dashboard

Fuchs Mizrachi School: Data for the week

| Week | 1 | | 2 | |
|--------------------------|-----------|-------|-----------|-------|
| Date beginning | August 23 | | August 30 | |
| Total | Students | Staff | Students | Staff |
| New confirmed | 3 | 0 | 0 | 0 |
| New close Contact | 1 | 0 | 1 | 0 |
| Symptoms / Other | 0 | 0 | 0 | 0 |
| Began week In Quarantine | 4 | 0 | 1 | 0 |

United States This Week: 7 day average: cases 150 K, deaths ~1,400, testing positivity ~ 10.5%

JOHNS HOPKINS UNIVERSITY OF MEDICINE CORONAVIRUS RESOURCE CENTER Home Topics **By Region** Events & News About Search Data by

UNITED STATES

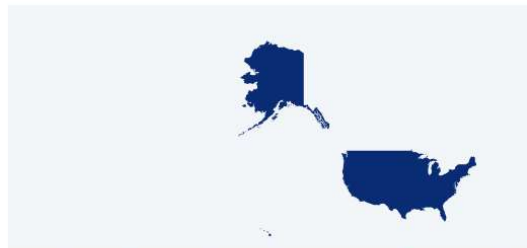
SHARE THIS

OVERVIEW

All Time Past Day **Past Week** Past Month

New Cases
1,146,012
Record high:
1,722,660 Jan 3–Jan 9, 2021

New Deaths
10,852
Record high:
23,752 Jan 10–Jan 16, 2021



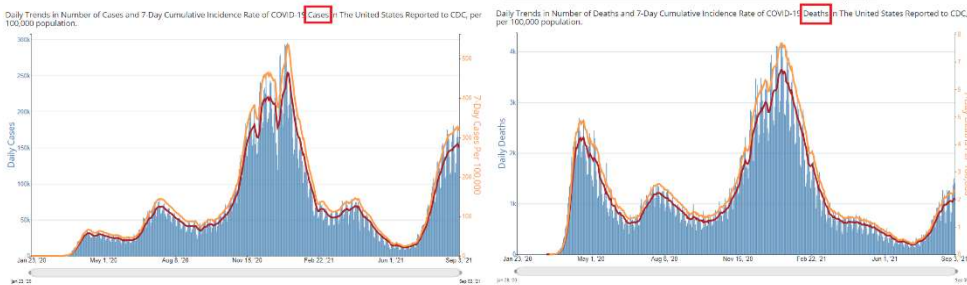
VACCINE TRACKER

[Learn more about vaccines >](#)

Doses Administered
374,488,924

People Fully Vaccinated
175,968,266

% of Population Vaccinated
53.61%



WEEKLY COVID19 BRIEFING FOR FUCHS MIZRACHI SCHOOL, Date: 9/5/2021

Ohio This Week: average daily cases ~ 7K, deaths ~20, positivity ~15%

JOHNS HOPKINS UNIVERSITY OF MEDICINE | CORONAVIRUS RESOURCE CENTER

Home Topics **By Region** Events & News About

Search Data by Region...

OHIO

SHARE THIS PAGE:   

JUMP TO: **Select A Section**

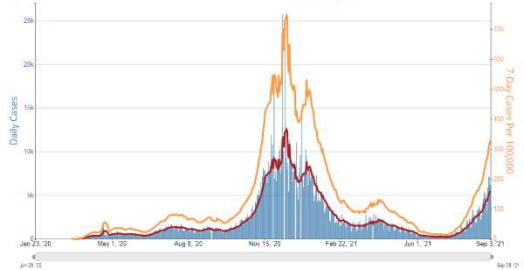
STATE OVERVIEW

All Time Past Day **Past Week** Past Month

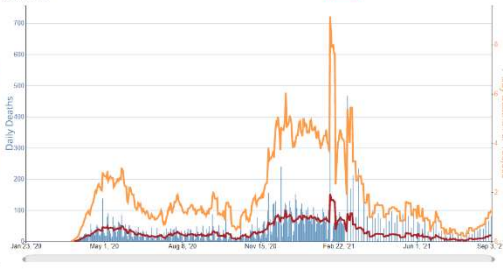
| | | | |
|--|--|--|---|
| New Cases 39,705 Record high: 87,703 Dec 6–Dec 12, 2020 | New Deaths 148 Record high: 1,374 Dec 13–Dec 19, 2020 | Test Results 276,410 Record high: 691,043 Apr 18–Apr 24, 2021 | Testing Positivity 14.36% Record high: 21.81% Dec 6–Dec 12, 2020 |
|--|--|--|---|

| | | | |
|--|--|--|--|
| VACCINE TRACKER Learn more about vaccines > | Doses Administered 11,699,214 | People Fully Vaccinated 5,687,386 | % of Population Fully Vaccinated 48.80% |
|--|--|--|--|

Daily Trends in Number of Cases and 7-Day Cumulative Incidence Rate of COVID-19 **Cases** in Ohio Reported to CDC, per 100,000 population.



Daily Trends in Number of Deaths and 7-Day Cumulative Incidence Rate of COVID-19 **Deaths** in Ohio Reported to CDC, per 100,000 population.



JOHNS HOPKINS UNIVERSITY OF MEDICINE | CORONAVIRUS RESOURCE CENTER



WEEKLY COVID19 BRIEFING FOR FUCHS MIZRACHI SCHOOL, Date: 9/5/2021

Cuyahoga County this week

Cuyahoga County, Ohio

[State Health Department](#)

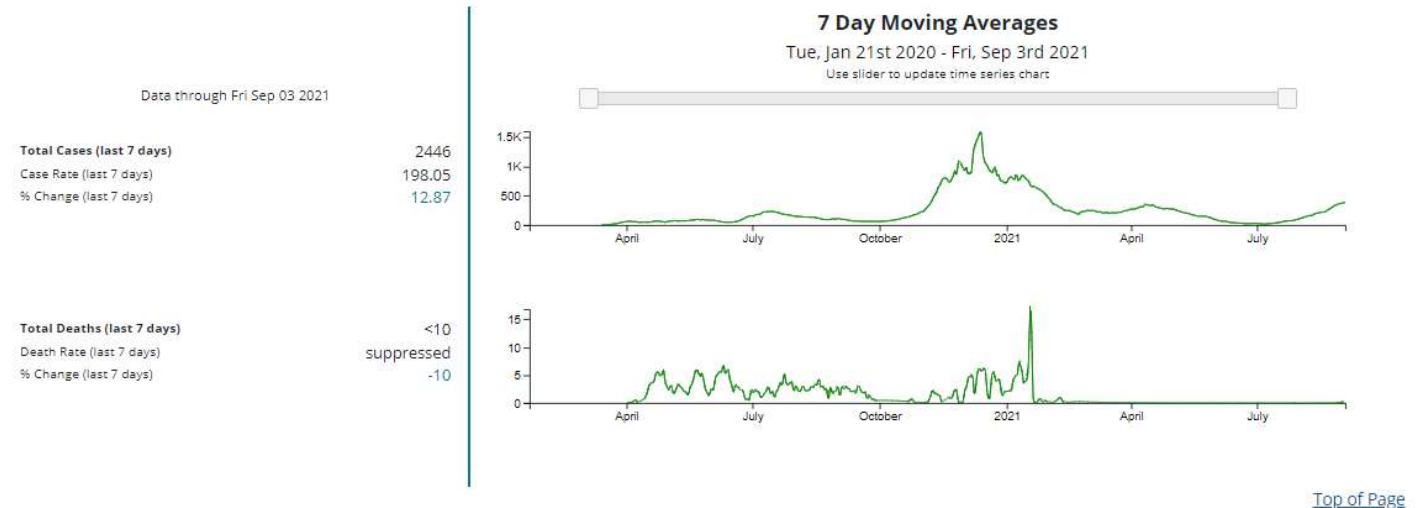
[7-day Metrics](#) | [7-day Percent Change](#)

| | |
|--|--------|
| Community Transmission | ● High |
| Cases | 2,446 |
| % Positivity | 7.2% |
| Deaths | <10 |
| % Eligible Population Fully Vaccinated | 62.6% |
| New Hospital Admissions | 233 |

[7-day Metrics](#) | [7-day Percent Change](#)

| | |
|--|--------|
| Community Transmission | ● High |
| Cases | 12.87% |
| % Positivity | 0.72% |
| Deaths | -10% |
| % Eligible Population Fully Vaccinated | N/A |
| New Hospital Admissions | 37.87% |

Cases & Deaths in Cuyahoga County, Ohio



Testing in Cuyahoga County, Ohio

