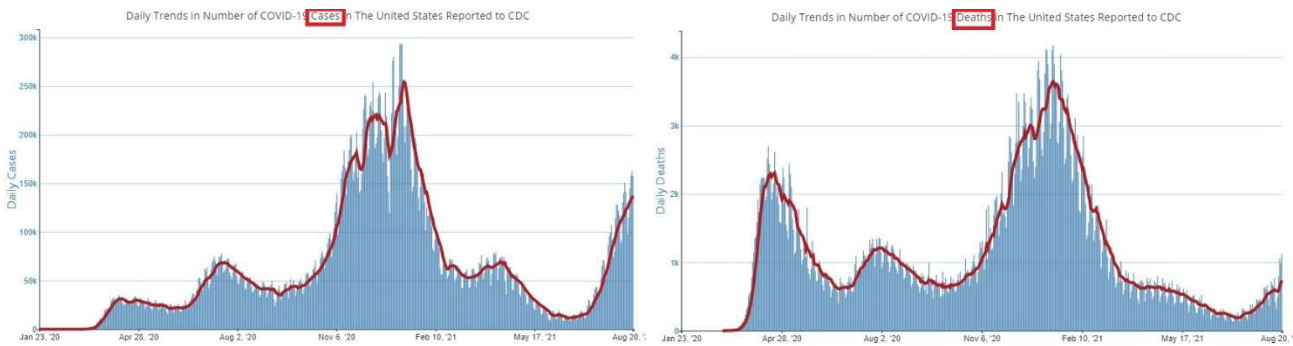


WEEKLY COVID19 BRIEFING FOR FUCHS MIZRACHI SCHOOL, Date: 8/22/2021

**United States** This Week: 7 day average: cases 137 K, deaths 738 (source CDC)

Testing positivity: ~ 11% (Source Johns Hopkins)



**Ohio** This Week

JOHNS HOPKINS UNIVERSITY OF MEDICINE | CORONAVIRUS RESOURCE CENTER

Home Topics **By Region** Events & News About

Search Data by Region...

OHIO

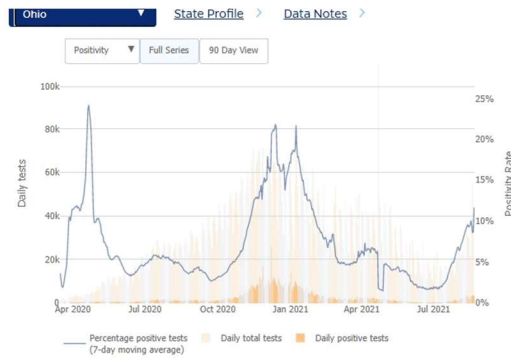
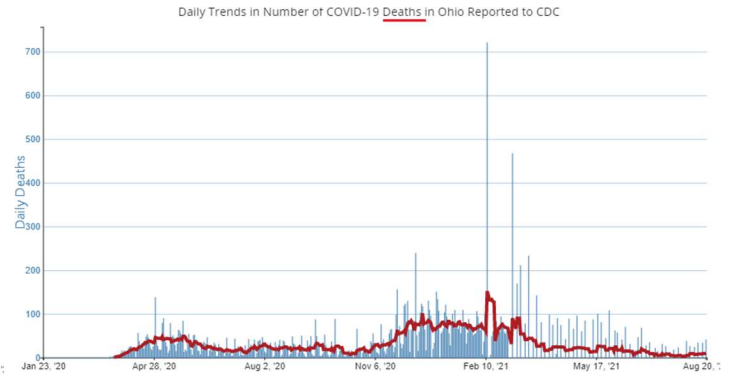
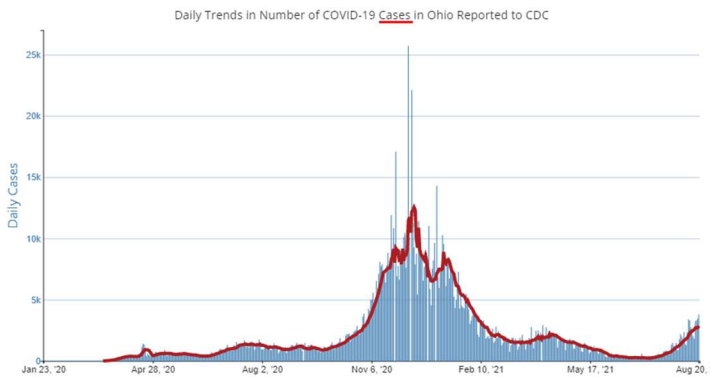
SHARE THIS PAGE: [Facebook] [Twitter] [LinkedIn]

All Time Past Day **Past Week** Past Month

<p><b>New Cases</b></p> <p>21,010</p> <p>Record high: 87,703 Dec 6-Dec 12, 2020</p>	<p><b>New Deaths</b></p> <p>75</p> <p>Record high: 1,371 Dec 13-Dec 19, 2020</p>	<p><b>Test Results</b></p> <p>200,098</p> <p>Record high: 691,043 Apr 18-Apr 24, 2021</p>	<p><b>Testing Positivity</b></p> <p>11.64%</p> <p>Record high: 21.81% Dec 6-Dec 12, 2020</p>
---	--	---	--

VACCINE TRACKER [Learn more about vaccines >](#)

<p><b>Doses Administered</b></p> <p>11,506,750</p>	<p><b>People Fully Vaccinated</b></p> <p>5,573,317</p>	<p><b>% of Population Fully Vaccinated</b></p> <p>47.82%</p>
--	--	--



Cuyahoga County this week


## 7 Day Moving Averages

Cuyahoga County, Ohio

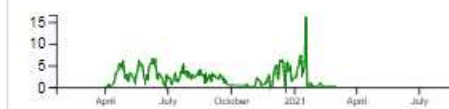
Tue Jan 21 2020 - Fri, Aug 20th 2021

### 7-Day Totals, Rates, Percentages, and % Change in Last 7 Days

Cases  
1502  
(121.61 per 100k)  
↑ 15.63 % change  
Data through Fri Aug 20 2021



Deaths  
<10  
\*  
Data through Fri Aug 20 2021



Percent Positivity  
4.64  
↓ -0.53 % change  
Data through Wed Aug 18 2021

